

APPLYING ML ALGORITHMS FOR CLASSIFICATION OF SLEEP DISORDERS

Jakkireddy Manisha¹, Poreddy Bashithareddy², Chikki Reddy Gari Arun Kumar Reddy³, Hasini C⁴, D.Pravallika⁵

⁵Guide

Department Of Cse
Tadipatri Engineering College,
Tadipatri

Abstract:

Since sleep disorders can have a major impact on general well-being, classifying them is crucial to enhancing human health. Experts have historically categorized the stages of sleep, but this is a challenging and error-prone process. By more efficiently assessing, tracking, and diagnosing sleep disturbances, accurate machine learning algorithms (MLAs) can be beneficial. This study uses the publicly accessible Sleep Health and Lifestyle Dataset to evaluate deep learning algorithms and traditional MLAs for the categorization of sleep disorders. Thirteen characteristics pertaining to sleep and everyday activities are included in the 400-row dataset. A genetic algorithm was employed to adjust the parameters of the machine learning models in order to maximize their performance. The Artificial Neural Network (ANN) method was evaluated in the study. Significant performance differences were found in the results, with the ANN obtaining the best classification accuracy of 92.92%. In addition, it outperformed the other algorithms tested with high precision (92.01%), recall (93.80%), and F1-score (91.93%).

Keywords: Sleep Disorder, Artificial Neural Networks (ANN), Polysomnography (PSG), obstructive sleep apnea (OSA).

I. INTRODUCTION

Traditional sleep degree, which uses non-overlapping 30-2nd epochs, does not account for more than one sleep-wake transitions. Our speculation was that a strong sleep state underestimates sleep disturbances in patients with obstructive sleep apnea (OSA), and we determined to cope with this trouble using deep studying techniques to higher understand sleep architecture. To take a look at this speculation the use of deep getting to know-based totally sleep levels, we used 30-second epoch-to-epoch overlaps of 15, 5, 1, or 0.5 seconds. Differences in sleep structure between NDE severity corporations had been assessed the use of a dataset of 446 individuals referred for polysomnography due to the fact they have been suspected of having an NDE. In intense NOS instances with brief epoch-to-epoch intervals, arousal changed into extended and REM and N3 had been decreased [1].

Many sufferers with Parkinson's disease have trouble falling asleep at night because of REM sleep conduct disorder, stressed legs syndrome, occasional leg actions, immoderate daytime sleepiness, restless sleep, sleep apnea, primary insomnia, and other sleep disorders. Using quite touchy anti-sensor and Internet of Things (IoT) technologies, the main purpose of the paintings is to use a clever bed sensor to come across sleep problems in Parkinson's patients to enhance user revel in and sleep fine. It can acquire facts together with user posture, heart price, and breathing price thru the clever sensor. Regardless of the sort of mattress or container spring, the device is less expensive, particularly durable, attractive, and smooth to put in. It comes with an app for easy control, configuration, and historic information collection [2].

Research suggests that human beings with obstructive sleep apnea (OSA) have a better hazard of cardiovascular ailment. Better phenotyping of cardiac ACC is wanted to prioritize remedy for those at high chance. This look at examines the usage of oxygen saturation (SpO₂) measurements to predict cardiovascular chance in sufferers with OSA. To attain this aim, a singular multilevel c program language period index (mICS) estimation set of rules is proposed. The take a look at included SpO₂ recordings from 1987 overnight polysomnography, along with 974 from OSA patients, 931 from the population-primarily based Heart Health and Sleep Study, and eighty three from healthful controls. For each oxygen depletion, the decline/restoration amplitude ratio, minimum SpO₂ fee, and SpO₂ ascent slope had been acquired for every affected person and averaged [3].

Paradoxical parasomnias, also referred to as REM sleep behaviour problems (RBD), are associated with an multiplied chance of growing α -synucleinopathies along with Parkinson's disease (PD) or dementia over time. By evaluating individual sleep patterns and autonomic apprehensive system activity at some point of exceptional levels of sleep, this study seeks to determine whether autonomic disorder is present in RBD topics with or without Parkinson's disease. To acquire this, a brand new framework is offered that mixes a Markov chain model of sleep transition with a factor statistical version of coronary heart charge variability (HRV) dynamics to provide a direct assessment of the dynamics of sleep transition. RBD groups are generally much more likely to development to lighter sleep stages and decrease HRV than manage groups in all sleep levels [4].

Accurate determination of sleep function is vital to expand technological solutions for patients with sleep-associated respiration issues. We compare discrete 8-channel stress-touchy mats to evaluate generalizable and man or woman sleep country classifications. Data have been accumulated over 3 nights from 6 male sufferers with confirmed obstructive sleep apnea. On common, the adaptive posture classifiers performed a go-validation and overnight F1 price of 46.2%. The average F1 ratings for the generalizable classifiers were 49.1% for supine/lateral-left/lateral-proper class and 62.1% for supine/non-supine type. The common F1 score for a reputation (also known as mattress occupancy) become 98.1%. [5].

Twitching and unusual moves throughout REM sleep, in addition to dreaming, are signs and symptoms of REM sleep behaviour sickness (RBD), a parasomnia. Early-stage alpha-synucleinopathies, along with a couple of system atrophy, Parkinson's disease, and dementia, are referred to as remoted RBDs (iRBDs). Video polysomnography is needed for the correct analysis of iRBD and is evaluated with the aid of specialists the usage of time-eating visible exams. In this work, a capacity method to assist sleep specialists identify patients with iRBD is the automated evaluation of actions captured using contactless three-D video. We were able to differentiate 20 patients with iRBD from 24 sufferers the usage of automatically detected top and decrease body moves in the course of REM sleep, with an accuracy of 0.91 and an F1 score of 0.90. [6].

The most commonplace respiratory hassle associated with sleep disorders is obstructive sleep apnea (OSA). Positional obstructive sleep apnea (OSA), in which breathing fee is dependent on body role throughout sleep, impacts 56% of people with OSA. In this look at, we suggest a positional therapy (PT) model that records respiration and gestural moves of the chest to acquire physiological data. Software that analyses and classifies frame moves the usage of acceleration and pressure sensors creates the PT version. The purpose of positional remedy (PT) is to save you the effect of slumbering position on snoring. While the affected person is mendacity down, the tool facts frame vibrations and behavioural alerts. The effects had been in comparison with a gold fashionable measurement method which include the laboratory polysomnogram (PSG) to make certain affordable validity in assessing sleep physiology in fitness and sickness [7].

Patients with numerous sleep problems can be as it should be recognized the usage of the EOG channel based on their sleep and wake states. We used polysomnography statistics from 20 healthful subjects from the TRMS-SUB databases and from 27 sufferers with mixed apnea, periodic limb motion syndrome, apnea-hypopnea syndrome of the sleep, and dyssomnia from the TRMS-PAT databases. Using statistical functions derived from approximate entropy, distinctive frequency bands, and ensemble empirical mode decomposition, we extracted a 67-dimensional feature vector. Using the mutual records between capabilities and their corresponding labels, the most relevant features are decided on amongst them. The imbalanced records distribution is addressed using the RUS increase classifier [8].

People with neurodegenerative diseases may revel in autonomic dysfunction. This look at examines coronary heart price variability (HRV) in sufferers with Parkinson's sickness (PD-RBD), idiopathic rapid eye motion sleep conduct sickness (iRBD), and controls (CG). The wakefulness country obtained by means of overnight polysomnography before and after sleep is prioritized. Polysomnographic trying out become performed on 18 CG, 20 iRBD, and 20 PD-RBD participants who had slept for at the least 6 hours. During both wakefulness levels, a 5-min ECG signal turned into recorded and subjected to time, frequency, and nonlinear index evaluation. The conduct in the organization was assessed the usage of nonparametric statistical evaluation [9]. We advocate new compact and efficient deep getting to know designs that distinguish wholesome people from those with specific sleep problems. We make this category subject-unbiased and display that it's miles sturdy in sensible programs. We provide models that integrate electromyogram, electrooculogram, and electrocardiogram records without the need for electroencephalogram measurements. This take a look at uses the CAP Sleep Database, which incorporates to be had overnight polysomnogram recordings, including sleep disorders including nocturnal frontal lobe epilepsy, bruxism, insomnia, dizziness, periodic leg motion syndrome, and sleep-disordered breathing. . We actually recognized diverse sleep issues with F1 scores starting from 0.78 to 0.86. [10].

II. PROPOSED MODEL

According to reports from clinical studies establishments and the World Health Organization, sleep disorders, consisting of insomnia, are becoming more common and severe. The purpose of this study is to discover the ability of multi-modal midnight monitoring, wearable technology, and deep learning to detect and predict these conditions at an early stage. The favoured final results of the observe is to assess the predictive electricity of modern-day sign processing algorithms for numerous sleep problems. Adequate sleep is crucial for maintaining mental and bodily health. However, there are still boundaries to the successful use of AI in therapeutic settings. Despite the challenges, AI holds exceptional promise in improving the prognosis and treatment of sleep disorders. The take a look at highlights the importance of establishing control pointers earlier than integrating system gaining knowledge of and deep gaining knowledge of algorithms into the habitual medical control of sleep issues. We advocate the use of an ANN set of rules to conquer those problems. Artificial neural networks (ANNs) can successfully diagnose sleep problems by means of analysing huge quantities of sleep-associated data, highlighting styles and abnormalities which can imply positive diseases. Polysomnography statistics, which includes diverse parameters inclusive of heart fee, breathing patterns, muscle hobby, and brain waves, is used to teach synthetic neural networks (ANNs). Using a sequence of interconnected neural layers to analyse complex information, a synthetic neural community learns to apprehend signs related to various sleep conditions and disorders. Once trained, the ANN can independently classify one-of-a-kind tiers of sleep and accurately diagnose problems together with insomnia, sleep apnea, and stressed legs syndrome. This improves accuracy and consistency in diagnosing sleep issues, lowering the need for physical exam.

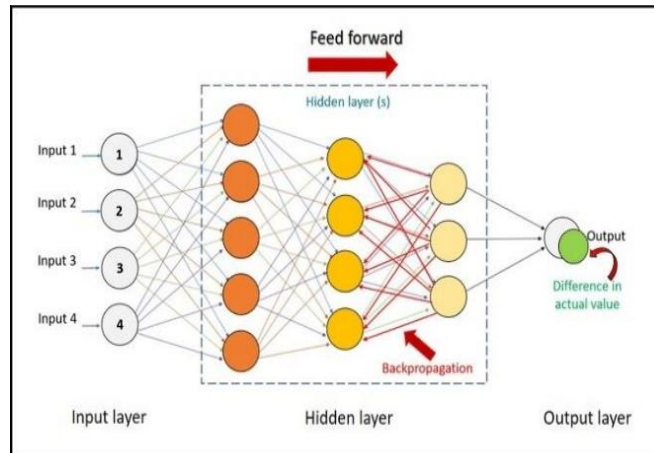


Fig 1: Artificial Neural Networks Algorithm

Most sleep issues are recognized manually using polysomnography (PSG), wherein sufferers undergo an in a single day sleep look at to document a spread of physiological traits, along with heart rate, muscle activity, eye movements, and mind waves. Experienced physicians and sleep specialists manually evaluation these recordings to become aware of sleep patterns and perceive abnormalities. Subjective records on sleep styles and pleasant is likewise accumulated thru questionnaires and sleep diaries, at the same time as actigraphy entails a wearable tool to display actions and determine sleep-wake cycles. While these strategies work nicely, they may be exhausting, liable to human blunders, and from time to time lack the accuracy and performance that automatic machine learning strategies offer. It takes a whole lot of time and money. The goal of this examine changed into to investigate the potential of multi-species nocturnal surveillance. Deep learning and wearable technology are getting used to early locate and predict sleep problems, in particular insomnia, which is believed to be at threat. The aim of the take a look at changed into to investigate the extent to which presently used signal processing techniques algorithms predict various kinds of sleep troubles. Mental and physical fitness depend upon adequate sleep. However, there are health limitations to correctly implementing AI in scientific settings. Despite these barriers, simulated intelligence holds promise for improving cognitive talents and dealing with sleep issues. The take a look at highlights the need for regulatory steerage earlier than meaningful integration. We endorse ANN computing as a solution to this trouble using machine mastering and getting to know strategies in aggregate with conventional clinical treatment for sleep disorders. Artificial mind structures (ANBs) are used to diagnose sleep issues via studying massive quantities of relaxation-associated records to discover developments and abnormalities that indicate particular disorders. ANNs are skilled the use of statistics. From studies the usage of polysomnography, which measures heart price, brain waves, respiration patterns, and muscle interest...



Fig 2: Polysomnography (PSG).



This complex information is processed with the aid of various ANNs the use of interconnected layers of neurons to learn how to apprehend functions. Various sleep conditions and troubles. After training, the ANN can routinely classify sleep. More correct staging and diagnosis of conditions consisting of sleep apnea, insomnia, and stressed legs syndrome reduces the want for guide evaluation and improves the consistency and productiveness of sleep problem diagnosis. Greater accuracy saves time. A branch of wearable computer generation referred to as synthetic intelligence (AI) and system gaining knowledge of (ML), AI makes a speciality of the usage of facts and algorithms to mimic human studies techniques and gradually increase their accuracy. Decision-making manner Predictions or classifications are generally made the use of gadget studying algorithms. Your application analyses the sample in the data primarily based on a number of records or input labels. The version's prediction error function is evaluated, that's a feature of errors. Error characterization the accuracy of the version may be assessed by contrast, considering examples

The model optimization method changes the weights to reduce the difference between the model and the acknowledged example if the model great fits the records inside the education dataset. This "estimation and optimization" procedure is repeated by using the algorithm, which constantly modifications the weights until a positive criterion is reached. It should be mentioned that deep gaining knowledge of, neural networks, and machine gaining knowledge of are subcategories of artificial intelligence, however deep studying and machine mastering are from time to time used interchangeably. Deep learning is a subcategory of neural networks, even as neural networks are a subcategory of system learning. How every set of rules is trained is the distinction among deep getting to know and gadget getting to know. Although categorized datasets are not continually categorized datasets, "deep" gadget getting to know, from time to time known as supervised studying, can use them to inform its set of rules. A deep learning technique can constantly find out a set of functions that distinguish extraordinary types of information from each different by way of taking statistics in its uncooked shape, which include text or photographs. We begin by using amassing facts from sleep diaries, polysomnography's, and autographs furnished by using patients. Artificial neural networks (ANNs) are being studied for their capability use inside the class of numerous sleep disorders. Data pre-processing approaches, which includes segmentation, denoising, and normalization, are critical. Techniques such as time area evaluation, frequency domain analysis, and time area analysis procedures may be used to extract useful statistics. A synthetic neural network can efficiently educate a selection of functions and techniques if its input, hidden, and output layers are optimized and suitable activation features are used. Hyper parameters are adjusted to keep away from overfitting.

Artificial neural networks (ANNs) are educated and tested on diverse datasets. Each activation is scored individually to make sure accuracy. Rewrite the following line the use of a clean writing fashion: Data set. After education, the version is included into a natural program for actual-time analysis. New information is delivered to the model via continuous training approaches to make certain that the version is accurate and strong. The films. Csv, rating. Csv, and users. Csv documents required for the challenge must be received from the Kaggle website to finish the records collection module. We will convert the datasets right into a dependent layout and alter the assumptions inside the information body to meet the desires of our model in the records pre-processing module. To organize the statistics, you want to apply an $m \times n$ matrix, wherein m and n represent the range of users and films. The task of converting uncooked based records into beneficial functions falls to the characteristic extraction module. The development of AI models advantages from this. In contemporary digital international, system learning algorithms are extensively used for various functions, which include early detection of sicknesses, forecasting inventory market tendencies, and assessing credit score hazard. In system gaining knowledge of, a model selection module is frequently used to decide the quality approach and version structure for a given trouble or dataset.



Fig 3: Proposed architecture.

III. RESULT AND DISCUSSION

To explore the software of artificial neural networks (ANN) within the type of sleep issues using physiological signals such as actigraphy, electrocardiogram (ECG), and electroencephalogram (EEG) facts. The ANN architectures examined included deep feedback neural networks, radial basis function networks (RBFNs), and multilayer perceptron's (MLPs). Classifications of sleep issues which includes dizziness, insomnia, sleep apnea, and restless legs syndrome had been evaluated the use of these fashions. Artificial neural networks (ANN), mainly deep feedback neural networks, can accurately classify sleep problems using physiological information. This era has high accuracy fees and is an alternative to conventional diagnostic strategies. Even though the models did well overall, they still need to be improved, especially when it comes to handling unusual illnesses and class imbalances. However, the use of ANN-based classifiers in clinical settings has the potential to completely transform the identification and management of sleep issues, providing the door to more precise and individualized approaches. The procedure comprises analysing various models to determine which one best fits the data and produces the best results. Taking into account the survey's findings and the summary of pertinent studies about the dataset and algorithm shown in Table 1.

S.No	Algorithm	Accuracy
1	Convolutional Neural Network (CNN)	82.43%
2	Deep Belief Networks (DBNs)	81.54%
3	Recurrent neural network (RNN)	87.76%
4	Deep Q-Network (DQN)	81.32%
5	Proposed model	91.93%

Table 1: COMPARISON TABLE.

The graph as seen in Figs. 4 and 5, increase accuracy while lowering the loss function during the training phase.

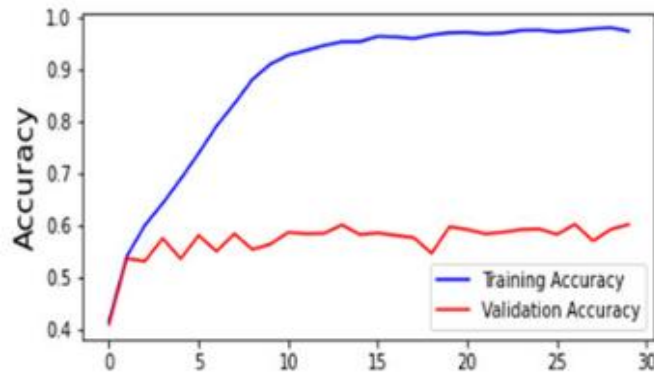


Fig 4: Training and Testing accuracy.

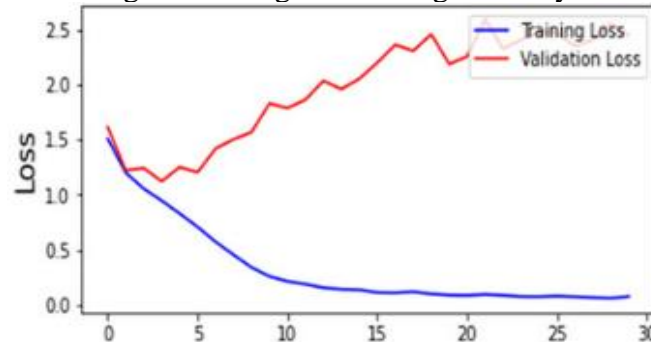


Fig 5: Training and Testing loss.

IV. CONCLUSION

Compared to more traditional diagnostic methods, this approach significantly reduces the amount of manual analysis needed, saving time and money. ANNs also ensure more reliable and consistent results by minimizing human error. By facilitating prompt diagnosis and continuous monitoring, the use of ANNs in real-time applications raises the overall bar for patient care. Over time, ANNs that incorporate continuous learning can adapt to new data while maintaining their accuracy and effectiveness. Ultimately, the application of ANNs to the categorization of sleep disorders improves the diagnostic process's accessibility, effectiveness, and accuracy, leading to better patient outcomes and furthering the discipline of sleep medicine.

REFERENCES:

- [1] H. Korkalainen et al., "Detailed Assessment of Sleep Architecture With Deep Learning and Shorter Epoch-to-Epoch Duration Reveals Sleep Fragmentation of Patients With Obstructive Sleep Apnea," in *IEEE Journal of Biomedical and Health Informatics*, vol. 25, no. 7, pp. 2567-2574, July 2021, doi: 10.1109/JBHI.2020.3043507.
- [2] R. Oñate-López, G. Palacios-Navarro and I. García-Magariño, "Smart bed sensor for detection of sleep disorders in patients with Parkinson's disease," 2022 Congreso de Tecnología, Aprendizaje y Enseñanza de la Electrónica (XV Technologies Applied to Electronics Teaching Conference), Teruel, Spain, 2022, pp. 1-4, doi: 10.1109/TAEE54169.2022.9840578.
- [3] M. Deviaene et al., "Multilevel Interval Coded Scoring to Assess the Cardiovascular Status of Sleep Apnea Patients Using Oxygen Saturation Markers," in *IEEE Transactions on Biomedical Engineering*, vol. 67, no. 10, pp. 2839-2848, Oct. 2020, doi: 10.1109/TBME.2020.2972126.
- [4] N. Mandas et al., "Characterization of Sleep Structure and Autonomic Dysfunction in REM Sleep Behavior Disorder," in *IEEE Open Journal of Engineering in Medicine and Biology*, vol. 5, pp. 859-866, 2024, doi: 10.1109/OJEMB.2024.3397550.

- [5] A. Breuss et al., "Sleep Position Detection for Closed-Loop Treatment of Sleep-Related Breathing Disorders," 2022 International Conference on Rehabilitation Robotics (ICORR), Rotterdam, Netherlands, 2022, pp. 1-6, doi: 10.1109/ICORR55369.2022.9896559.
- [6] M. Cesari et al., "Automatic 3D Video Analysis of Upper and Lower Body Movements to Identify Isolated REM Sleep Behavior Disorder: A Pilot Study," 2021 43rd Annual International Conference of the IEEE Engineering in Medicine & Biology Society (EMBC), Mexico, 2021, pp. 7050-7053, doi: 10.1109/EMBC46164.2021.9630011.
- [7] S. Lokavee, V. Tantrakul, W. Suwansathit, J. Pengjiam and T. Kerdcharoen, "Efficacy of Positional Therapy Prototype for Patients with Positional Obstructive Sleep Apnea," 2020 12th International Conference on Knowledge and Smart Technology (KST), Pattaya, Thailand, 2020, pp. 159-163, doi: 10.1109/KST48564.2020.9059355.
- [8] R. Jain and R. A. Ganesan, "Single EOG channel performs well in distinguishing sleep from wake state for both healthy individuals and patients," 2022 44th Annual International Conference of the IEEE Engineering in Medicine & Biology Society (EMBC), Glasgow, Scotland, United Kingdom, 2022, pp. 781-784, doi: 10.1109/EMBC48229.2022.9871161.
- [9] P. Sattar et al., "Heart Rate Variability during Sleep-Related Wake Phases in REM Sleep Behavior Disorder," 2023 Computing in Cardiology (CinC), Atlanta, GA, USA, 2023, pp. 1-4, doi: 10.22489/CinC.2023.332.
- [10] T. Singh, R. Jain and R. A. Ganesan, "Efficient Deep Learning Model for Classification of Patients with Sleep Disorders from Healthy Individuals," 2023 IEEE 20th India Council International Conference (INDICON), Hyderabad, India, 2023, pp. 329-333, doi: 10.1109/INDICON59947.2023.10440817.
- [11] S. Djanian, A. Bruun, and T. D. Nielsen, "Sleep classification using consumer sleep technologies and AI: A review of the current landscape," *Sleep Med.*, vol. 100, pp. 390–403, Dec. 2022.
- [12] N. Salari, A. Hosseinian-Far, M. Mohammadi, H. Ghasemi, H. Khazaie, A. Daneshkhah, and A. Ahmadi, "Detection of sleep apnea using machine learning algorithms based on ECG signals: A comprehensive systematic review," *Expert Syst. Appl.*, vol. 187, Jan. 2022, Art. no. 115950.
- [13] C. Li, Y. Qi, X. Ding, J. Zhao, T. Sang, and M. Lee, "A deep learning method approach for sleep stage classification with EEG spectrogram," *Int. J. Environ. Res. Public Health*, vol. 19, no. 10, p. 6322, May 2022.
- [14] H. Han and J. Oh, "Application of various machine learning techniques to predict obstructive sleep apnea syndrome severity," *Sci. Rep.*, vol. 13, no. 1, p. 6379, Apr. 2023.
- [15] M. Bahrami and M. Forouzanfar, "Detection of sleep apnea from single-lead ECG: Comparison of deep learning algorithms," in *Proc. IEEE Int. Symp. Med. Meas. Appl. (MeMeA)*, Jun. 2021, pp. 1–5.
- [16] D Hepsiba, L. D. Vijay Anand and R. Jane Preetha Princy, "Deep Learning for Sleep Disorders," in *ICBSII*, 2021. Available:doi:10.1109/ICBSII51839.2021.9445159
- [17] Dennis E.B. Tan, Ren Sin Tung, Wai Yie Leong and Joel Chia Ming Than, "Sleep Disorder Detection and Identification," *Procedia Engineering*, vol.41, pp. 289-295, 2017
- [18] Ramina Behzad and Aida Behzad, "The Role of EEG in the Diagnosis and Management of Patients with Sleep Disorders," *Journal of Behavioral and Brain Science*, vol. 11, no. 10, October 2021 doi: <https://doi.org/10.4236/jbbs.2021.1110021>
- [19] Christos Timplalexis, Konstantinos Diamantaras and Ioanna Chouvarda, "Classification of Sleep Stages for Healthy Subjects and Patients with Minor Sleep Disorders," in *BIBE*, 2019 doi:10.1109/BIBE.2019.00068
- [20] Sonia Maria Guimaraes Pereira Togeiroi and Anna Karla Smith II, "Diagnostics Methods for Sleep Disorders," *Braz. J. Psychiatry* 27, (suppl 1), May 2005 doi:<https://doi.org/10.1590/S151644462005000500003>.